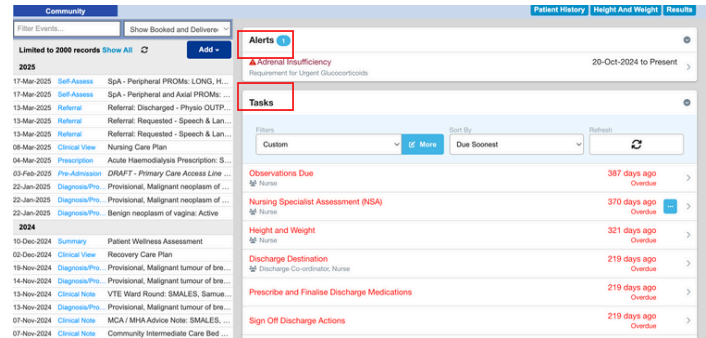
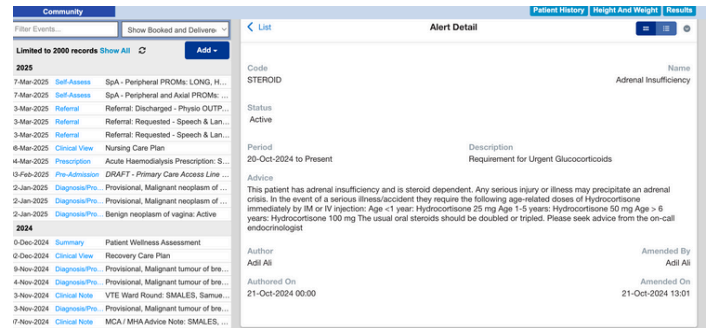


# Updates to Single Patient View in ppm+

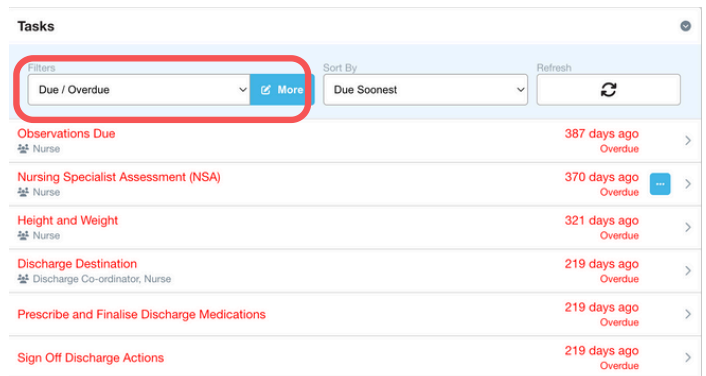
The **Single Patient View** will now also list the **Patient's Tasks** alongside the **Patient's Alerts**.



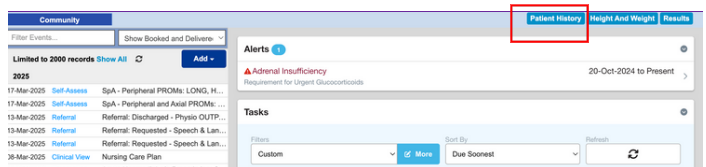
You can **Access** each **Section** by clicking on the required **Alert or Task** for the Patient.



You can also **Apply Multiple Filters** to **Display** the required **Patient Tasks** from the **Single Patient View**. You can also **complete** the given task from the Single Patient View.



To access the **Patient History** you will need to click on the **Patient History tab** present on the **Right-hand side** of the **Single Patient View**.



You can also access the **Patient History** from the **Patient History Clinical View** present on the **left-hand side** of the **Single Patient View**.

